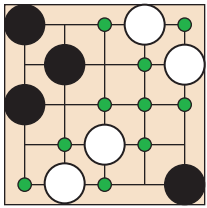
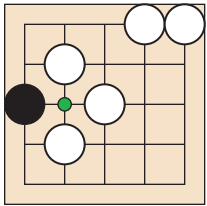


OUST

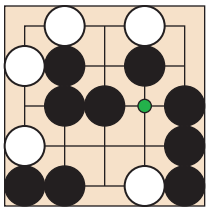
by Mark Steere



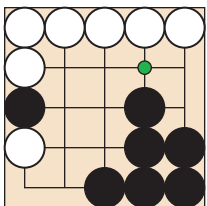
1) Available placements.



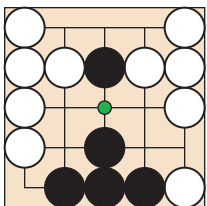
2) Black captures three singletons.



3) Black captures four singletons.



4) Black captures white group of six.



5) Black wins.

INTRODUCTION Oust is played on an odd size square grid such as 11x11. The board starts out empty. The two players, Black and White, take turns placing stones of their own color on unoccupied points on the board, one stone per turn, starting with Black. The goal is to completely clear the board of enemy stones, to “oust” your opponent. Mark Steere designed Oust in July, 2007.

NON-CAPTURING PLACEMENTS A “connection” will denote a horizontal or vertical adjacency here. A non-capturing placement either forms no connections with any stones, or forms one or more connections only with enemy stones. A non-capturing placement does not form any connections with stones of its own color. Making a non-capturing placement concludes your turn. In **Figure 1**, the only placements available to Black are non-capturing placements and are indicated by green spots.

CAPTURING PLACEMENTS A “group” is a set of interconnected, like-colored stones. A group can be a “singleton” - a single stone which is not connected to any other stones of its color.

When you place a stone which forms one or more connections with your own groups, you create a new, larger group of your own stones. You can only make such a placement if said new group will have one or more connections with enemy groups upon its creation and if all said enemy groups are smaller than said new group. Upon making such a placement, all said enemy groups are removed from the board.

In **Figure 2**, Black’s newly formed group of two captures the three white singletons.

In **Figure 3**, Black captures the four white singletons connected to his newly formed group.

In **Figure 4**, Black’s newly formed group of seven captures White’s group of six.

In **Figure 5**, Black captures all of the white stones and wins the game.

MULTIPLE PLACEMENTS PER TURN After capturing one or more enemy groups and while it is still your turn, you must continue to add stones until you make a non-capturing placement, at which time your turn is concluded.

MAKE A PLACEMENT IF YOU CAN If you have a placement available on your turn, you must make one. If you don’t have any placements available, you must pass your turn. There will always be a placement available to at least one of the two players.

OBJECT OF THE GAME You win by making a placement which captures all of the enemy stones on the board.

AUTHOR’S NOTE Feel free to publish this rule sheet, and to program the game of Oust for online or offline play. There is no licensing fee, and no royalties are expected. However please don’t change the name or the rules, and please attribute the game to me, Mark Steere. My other games can be found at marksteeregames.com.